

Fire Safety

at Home



NORTH YORKSHIRE
FIRE & RESCUE SERVICE

COVID-19 support
for primary schools

A FREE resource
to share for
home learning



Welcome



North Yorkshire Fire and Rescue Service is committed to the Fire Safety education of children and young people.

During this pandemic, we are all spending a lot more time at home. Firefighters at Harrogate Fire Station want to ensure that you know and understand what to do in the event of a fire at home, both during lockdown and after.

The games and puzzles in this activity book have been designed to help you learn whilst you have fun!

Remember

The best way to avoid getting hurt by fire is to make sure the fire doesn't have a chance to start!

Make sure that you get an adult in your household to ensure that your SMOKE ALARMS are working properly – test them EVERY WEEK!



The Fire Service Motto

If a fire starts,
always remember
THE FIRE SERVICE MOTTO

1. GET OUT!
2. GET THE FIRE SERVICE OUT!
(Dial 999)
3. STAY OUT!



What do you already know?

Before you complete this booklet, try answering these questions with the people in your household.

SMOKE ALARMS

1. How often should you test your smoke alarm?

- a) Weekly b) Monthly c) Yearly

MY HOUSE ESCAPE PLAN

2. When a fire alarm sounds at school, what do you do?

- a) Leave noisily and randomly in a panic
b) Wait for your friends to be ready
c) Leave calmly, quietly and sensibly following instructions from an adult

3. If there is a fire at home, how do you think you should leave?

- a) Jump out the window
b) Let an adult know there is a fire, then leave calmly and quickly together
c) Run out of the house making a lot of noise

4. When you have escaped from the house, what should you do?

- a) Stay outside b) Look for pets c) Go back in the house

5. Name three things which could be dangerous in your bathroom?

- a) _____ b) _____ c) _____

6. Name three things which could be dangerous in your kitchen?

- a) _____ b) _____ c) _____

7. Name three things which could be dangerous in your living room?












- a) _____ b) _____ c) _____

8. Does your household have a fire escape plan? Yes / No

Fire Safety at Home

There are many things that we can do to keep our homes safe from fire and to keep ourselves safe in the event of a fire. Read through the list and tick the things that you and your family do regularly. At the end, choose one of the things you do not currently do and make it a fire safety focus for your family.

In my home, we:

-  turn off the lights before we go to bed ☐
-  check the batteries in our smoke alarms regularly ☐
-  never cover heaters with fabric or paper ☐
-  turn electrical appliances off at night ☐
-  have a guard around an open fire ☐
-  have an escape route planned ☐
-  know which exits we can leave through ☐
-  keep matches, candles and lighters safely in a drawer ☐
-  make sure only adults use the oven and the hob ☐
-  keep electrical appliances out of the bathroom ☐
-  all know the number to call in an emergency ☐

Something we are going to do from now on is:

Dangers in the bathroom

Can you find and circle all the dangers in this bathroom?



Picture credit: twinkl.com (using free COVID-19 log in)

How many did you find?

Talk to an adult in your home. Can you explain why those things are dangerous?

Or, write your thoughts here:

Dangers in the living room

Can you find and circle all the dangers in this living room?



How many did you find?

Talk to an adult in your home. Can you explain why those things are dangerous?

Or, write your thoughts here:

Dangers in the kitchen

Can you find and circle all the dangers in this kitchen?




Picture credit: twinkl.com (using free COVID-19 log in)

How many did you find?

Talk to an adult in your home. Can you explain why those things are dangerous?

Or, write your thoughts here:

Fire Safety Crossword



ACROSS

4. Get out; Get the fire service out; ____ (4,3)
5. What a firefighter wears for head protection (6)
6. You should test your smoke alarm every ____ (4)
7. ____ materials are a common cause of fires at home (7)
8. What firefighters use to put fires out (5)
11. Fire safety that your practice at school (4,6)
13. A firefighter will use this to reach someone at a window (6)

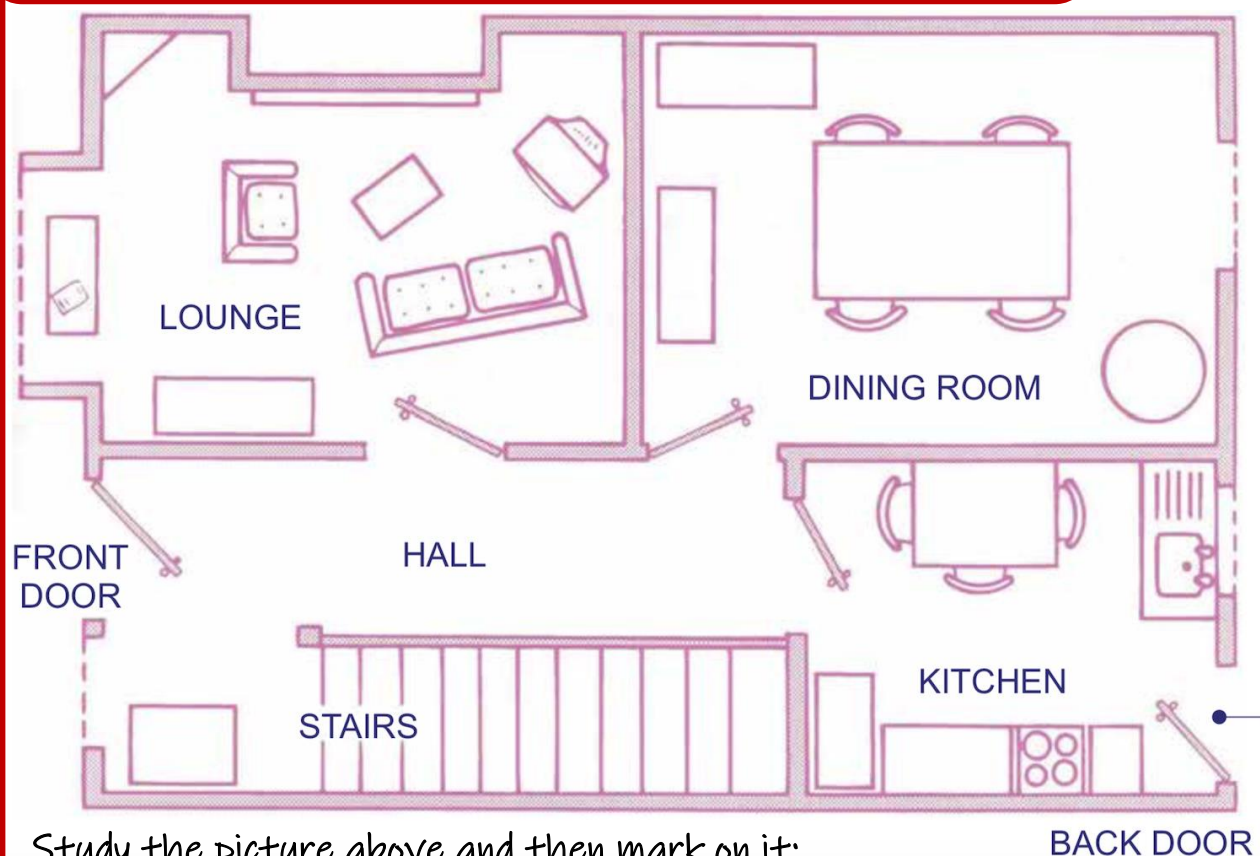
DOWN

1. NEVER ____ with matches (4)
2. A smoke alarm must have a working ____ (7)
3. NEVER return to a fire for toys or ____ (4)
4. Something to give an early warning of fire (5,5)
9. What you should always do to avoid smoke (5)
10. Always ____ doors in your home at night (5)
12. To get out of your home safely, you need a Home Fire Escape ____ (4)

Hoses and Ladders

FINISH	99	98 You leave clothes drying on a heater. GO DOWN.	97	96	95	94	93	92	91
81	82 You leave a pan on the cooker while watching TV. GO DOWN.	83	84	85	86	87 You stop to get your coat when leaving a building. GO DOWN.	88	89	90
80	79	78	77	76	75	74	73 You remember to unplug everything before going to bed. GO UP.	72	71
61	62	63	64	65	66	67	68	69	70 You ask for an extra smoke alarm to be fitted. GO UP.
60	59	58	57 You wake your family and get them out when a fire starts. GO UP.	56	55	54	53	52	51
41 You design a winning Fire Safety poster. GO UP.	42	43	44	45	46	47	48 You don't shut all the doors before going to bed. GO DOWN.	49	50
40	39	38	37	36	35	34 You forget to ask someone to test your smoke alarm. GO DOWN.	33	32	31
21	22	23	24	25	26	27	28	29	30
20	19	18	17	16	15	14	13	12	11
START	2	3 You make a Home Fire Escape Plan with your family. GO UP.	4	5	6	7	8	9	10

Home Escape Plan



Study the picture above and then mark on it:

1. Where you think the best place for a smoke alarm is.
2. Where you think the best place for a fire extinguisher is.

Next, imagine that you need to leave one of the rooms in an emergency. Draw a dotted line to show the best way to escape from each of the rooms.➡

HOME FIRE SAFETY CHECKIST

Fill this section in with an adult.

1. Do you have a smoke alarm fitted in your home? *If so, remember to test it EVERY WEEK.*
2. Do you know where the nearest telephone is outside your house?
3. What number should you dial to call the Fire Service?
4. Do you know your address? Say it out loud now.

Yes	No
<input type="checkbox"/>	<input type="checkbox"/>
<input type="checkbox"/>	<input type="checkbox"/>
<input type="text"/>	
<input type="checkbox"/>	<input type="checkbox"/>


Calling the Fire Service

If a fire breaks out in your home,
GET OUT and GET THE FIRE SERVICE OUT.

Dial 999 from the nearest telephone outside
your home. Ask for THE FIRE SERVICE

CALLS ARE FREE

Write the emergency number here

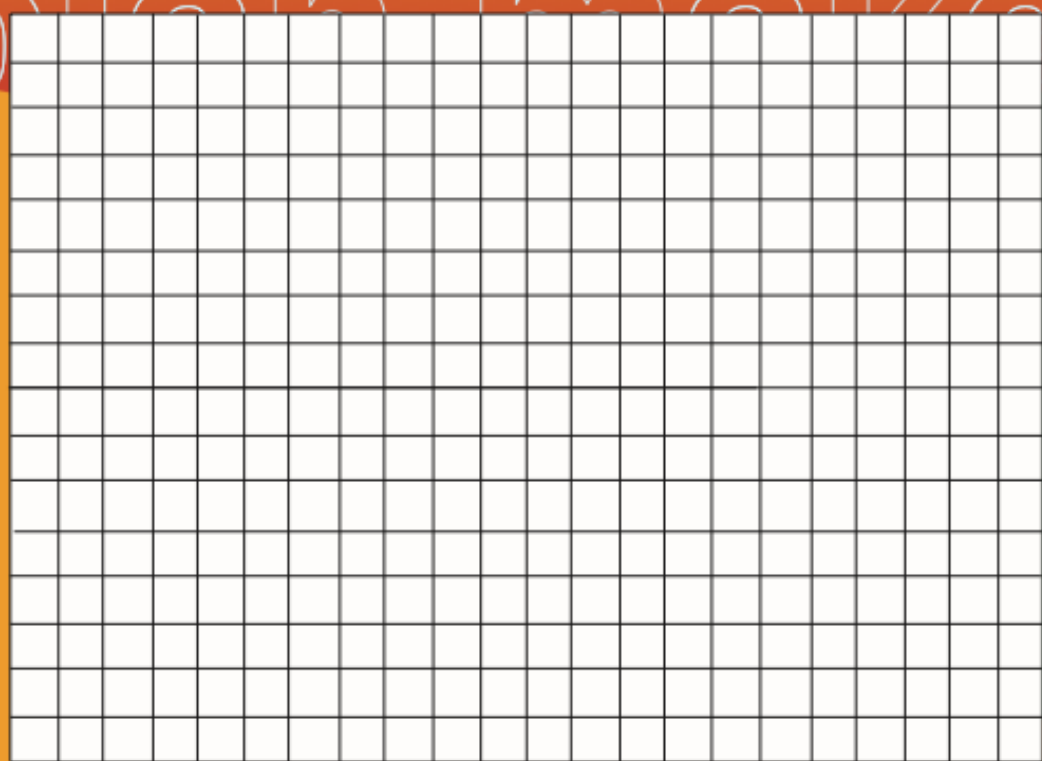


Escape Plan Maker




Escape

Directgov Kids



Find the Fire Station

Follow the path from each of the three fire stations to find out which one is the ONLY one that can reach the burning house.



Word Search Fun



s	t	e	l	e	p	h	o	n	e	m	a	t	c	h	e	s
e	u	p	o	r	f	i	r	e	d	r	i	l	l	p	r	o
n	n	r	d	l	i	g	h	t	e	r	l	a	d	d	e	r
g	p	e	m	e	r	g	e	n	c	y	b	d	n	a	f	i
i	l	p	b	z	e	x	t	i	n	g	u	i	s	h	e	r
n	u	a	n	b	f	b	w	a	t	e	r	o	g	e	s	e
e	g	r	a	e	i	c	o	o	k	i	n	g	c	l	c	s
d	f	i	r	e	g	u	a	r	d	d	e	j	l	m	a	c
a	x	n	b	p	h	a	g	f	l	a	m	e	u	e	p	u
v	t	g	b	a	t	t	e	r	y	n	h	l	s	t	e	e
o	r	h	r	e	e	w	v	t	i	g	y	o	i	p	p	c
l	h	o	t	m	r	i	m	k	f	e	n	s	r	d	l	a
e	a	s	m	o	k	e	a	l	a	r	m	p	e	n	a	n
m	f	e	y	t	e	s	t	s	m	o	k	i	n	g	n	d
v	h	e	a	t	e	r	h	o	q	u	s	h	b	k	a	l
b	w	g	j	o	z	a	s	h	e	s	y	r	e	d	c	e

ashes
burn
candle
cooking
dangerous
flame
hot
heater
lighter

matches
smoking
battery
beep
escape plan
extinguisher
fire drill
fireguard
motto

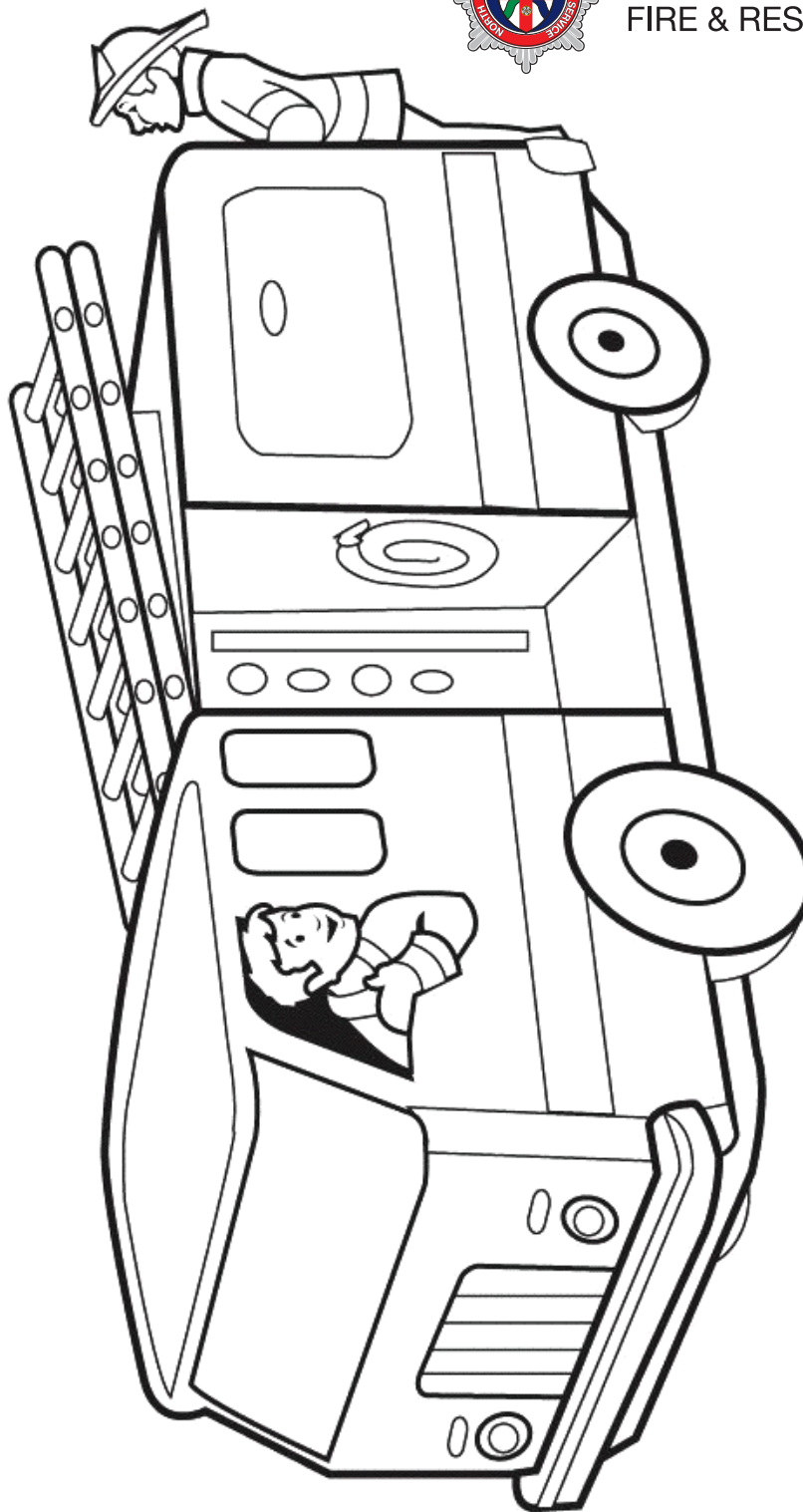
preparing
smoke alarm
test
unplug
emergency
engine
firefighter
helmet
hose

ladder
red
rescue
siren
telephone
water

Colouring Fun!



NORTH YORKSHIRE
FIRE & RESCUE SERVICE



What do you know now?

Now you have completed this booklet, try answering these on your own – ask for help if you need it.

SMOKE ALARMS

1. How often should you test your smoke alarm?

- a) Weekly b) Monthly c) Yearly

MY HOUSE ESCAPE PLAN

2. When a fire alarm sounds at school, what do you do?

- a) Leave noisily and randomly in a panic
b) Wait for your friends to be ready
c) Leave calmly, quietly and sensibly following instructions from an adult

3. If there is a fire at home, how do you think you should leave?

- a) Jump out the window
b) Let an adult know there is a fire, then leave calmly and quickly together
c) Run out of the house making a lot of noise

4. When you have escaped from the house, what should you do?

- a) Stay outside b) Look for pets c) Go back in the house

5. Name three things which could be dangerous in your bathroom?

- a) _____ b) _____ c) _____

6. Name three things which could be dangerous in your kitchen?

- a) _____ b) _____ c) _____

7. Name three things which could be dangerous in your living room?

- a) _____ b) _____ c) _____

8. Now you have designed an escape plan, explain it to someone.

Answers



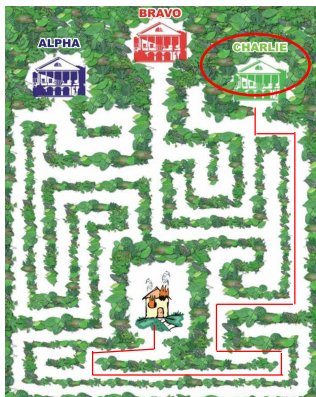
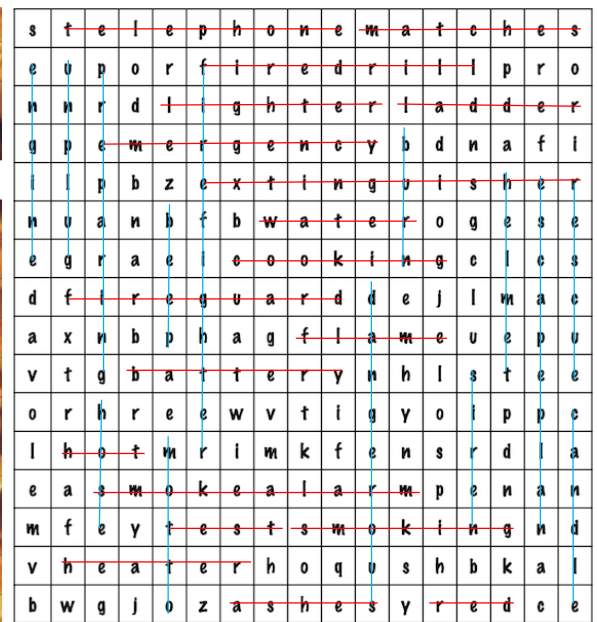
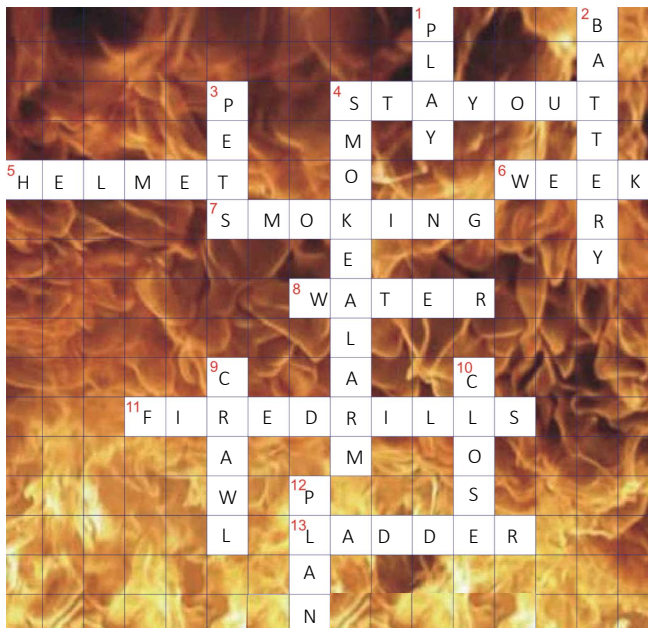
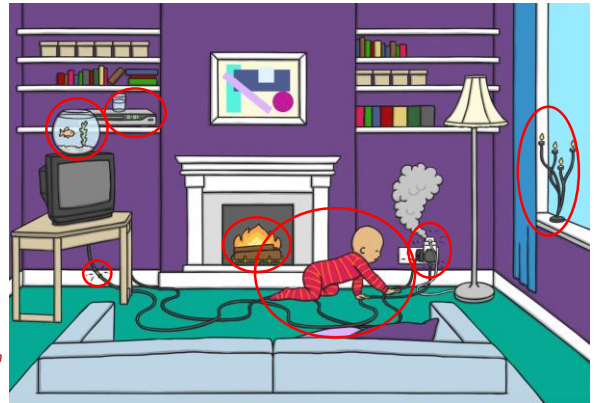

In your discussion about the dangers, you should have spotted things like:

- Electrical items near water
- Unsupervised children/babies near dangers
- Open flames near materials
- Trip hazards
- Overloaded sockets or bare wires

There were 7 dangers in the bathroom.

There were 7 dangers in the living room.

There were 8 dangers in the kitchen (10 if you counted the trip hazards separately)



NORTH YORKSHIRE FIRE & RESCUE SERVICE

Fire Safety Poster

Using everything you have learned about fire safety at home, can you design a poster Harrogate Fire Station can use to spread the word of Home Fire Safety.

By: _____ Age: _____

*Get an adult to help you share your poster to our Facebook page:
Harrogate Fire Station or our Twitter account @NYFRS_Rip*



NORTH YORKSHIRE FIRE & RESCUE SERVICE

This is to certify that

(write your name above)

*has successfully completed the
Harrogate Fire Station Fire
Safety at Home workbook*

on

(write the date above)

Francesca Tattersall
Community Safety Officer
Harrogate Fire Station