

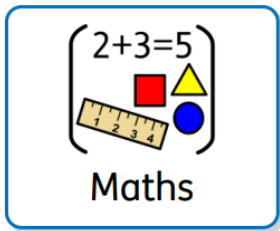


To be handed in by:	Mental Maths	Spellings
<b>Week 1:</b> <b>Due in 13.9.24</b>	<p>2.1 Say the numbers 0-20 accurately</p> <p>Make sure the teen numbers are said correctly (seventeen, not seventy)</p>	<p>come like little this have</p>
<b>Week2:</b> <b>Due in: 20.9.24</b>	<p>2.2 Read the numbers 1 to 20 in numerals</p>  <p>Use a pair of flash cards to play snap or a pairs matching game.</p>	<p>down good here out why</p>
<b>Week 3:</b> <b>Due in 27.9.24</b>	<p>2.3 Say 1 more than any number between 0-20</p> <p>Use a number line to help, as get confident cover a few numbers. e.g. What is 1 more than 16?</p>	<p>into when will with down</p>
<b>Week 4:</b> <b>Due in 4.10.24</b>	<p>2.4 Say 1 less than any number between 0-20</p> <p>Use rhymes such as 18 fat sausages sizzling in the pan...</p>	<p>one home going after girl</p>
<b>Week 5:</b> <b>Due in 11.10.24</b>	<p>2.5 Say 1 more and 1 less than any two digit number</p> <p>Use a number line to help, as get confident cover a few numbers. e.g. What is 1 less than 35? What is 1 less than 63?</p>	<p>stop who make school mother</p>
<b>Week 6:</b> <b>Due in 18.11.24</b>	<p>2.6 To count in twos</p> <p>e.g. 2, 4, 6, 8 ...</p> <p>Count the number of shoes in the wardrobe. </p> <p>Remember to count up in twos.</p>	<p>over under know again could</p>
<b>Week 7</b> <b>Due in 24.10.24</b>	<p>2.7 To count in fives</p> <p>Play Ping Pong!</p> <p>You say the first multiple of 5 then your child replies with the next and so on. How quickly can you get to 50?</p>	<p>this that they them those</p>

You will need to choose one activity per week from this side of the grid. You only choose two from this area.

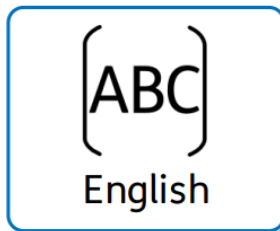


Tell us everything you can about the following numbers;  
 Y3: 701, 654, 198, 362, 999  
 Y4: 5312, 8241, 4135, 9238, 1003

Draw it, write it in words, partition it and put it on a place value grid.

Make a times table poster for one of the following times tables: 3x, 6x, 9x, 12x

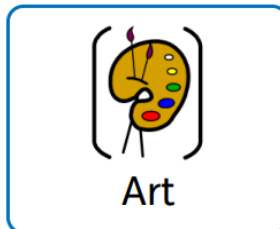
Go to the website <https://www.topmarks.co.uk> and search for place value. Play 3 games.



On your walk home from school, pay attention to what you can hear, see, smell and feel. In your homework book, write sentences for each of your senses using as much detail as possible.

Choose a character from your school book that you are reading. Draw a picture of them and annotate them with expanded noun phrases to describe their appearance. (adjective noun or adjective, adjective noun)


Design an imaginary land and write a setting description. Use exciting adjectives.



Go on a walk and find a selection of natural objects. Print using these objects to create your own artwork. Take a picture of this.

Do some research on William Morris and choose your favourite piece. Create your own version using what ever media you like.

Go on a walk and find natural objects. Assemble them to make your own loose piece art work.



<https://www.sublimescience.com/free-science-experiments/>

Choose a science experiment from the choices on this website. Take lots of pictures and write a few sentences to tell us all about it!

Draw around the outline of your body (this could be in chalk outside) and label the following parts of your digestive system; mouth, tongue, oesophagus, stomach, intestine, anus.

Create a poster to promote keeping your teeth healthy. What advice would you give?



Interview a grandparent or someone from the older generation.

Write 4 questions to ask them and record their answers. e.g. What toys did you play with when you were younger? What was your school like? What was your favourite game to play?

Use pictures/ draw pictures of your family to make a family tree.

Learn your address and one of your parents' mobile numbers by heart.