

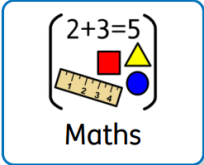
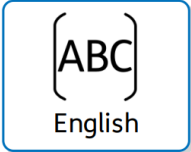
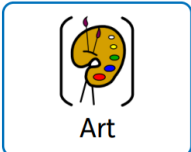


Dishforth Airfield Primary School

Half Term Homework

Spring 1 Year 2

To be handed in by:	Mental Maths	Spellings
Week 1: Due in 16.01.25	4.4 Know by heart addition and subtraction facts for each number up to 20	The -le spelling is the most common spelling for this sound at the end of words able, apple, bottle, little, middle, topple
Week 2: Due in: 23.01.25	Know by heart all multiplication facts, and division facts, for 2, up to 2×12	The -el spelling is used after m, n, r, s, v, w and more often than not after s camel, tunnel, squirrel, travel, towel, tinsel
Week 3: Due in 30.01.25	Know by heart all multiplication facts, and division facts, for 5, up to 5×12	al - not many nouns end in -al, but many adjectives do metal, pedal, capital, hospital, animal, medal
Week 4: Due in 06.02.25	Know by heart all multiplication facts, and division facts, for 10, up to 10×12	The sound ai spelt with a y This is by far the most common spelling for this sound at the end of words. cry, fly, dry, try, reply, July
Week 5: Due in 13.02.25	Know by heart all multiplication facts, and division facts, for 3, up to 3×12	The y is changed to i before -es is added. flies, tries, replies, copies, babies, carries
Week 6: Due in 27.02.24	Know by heart all number bonds that total 100	Common Exception Words both, old, cold, gold, hold, told, every,

You will need to choose one activity per week from this side of the grid. You only choose two from this area.

 <p>Maths</p>	<p>Rehearse adding and subtracting skills using foods. For example, you could have 25 chocolate buttons, eat 13 and see how many you have left. Write down the sums you create. E.g. $25 - 13 =$</p>	<p>When you go out on a walk or when watching tv, take/ use a piece of paper and write down all of the numbers you see. When you get home put them in order from smallest to biggest.</p>	<p>Go to the shops with your parent and use coins to pay for something.</p>
 <p>English</p>	<p>Research and create a fact book using 10 different facts about an animal. You can decorate it with different images.</p>	<p>Write a list of instructions on how to complete a task/activity of your choice. You might like to think about 'How to make a cake' or 'How to brush your teeth'. Remember to use your bossy verbs.</p>	<p>Create a story map from your favourite story - Remember to draw pictures for each step of the story.</p>
 <p>Art</p>	<p>Spend some time outside looking at and drawing flowers.</p>	<p>Collect materials from nature and create rubbings.</p>	<p>Create a repeating pattern using materials found in nature.</p>
 <p>Computing</p>	<p>If you have a computer or a tablet, practice typing a sentence. Make sure you use capital letters! Can you change the font?</p>	<p>With a grown up, open a webpage and search for https://paintz.app/ What can you paint? Explore using the different tools</p>	<p>Look around your house and make a list of all the things that use technology.</p>
 <p>PSHE</p>	<p>Make a poster about YOU! Include things that you are good at and things you would like to get better at this coming year.</p>	<p>Being active is a very important way of keeping your body healthy Can you complete an activity that involves you being active. Ask your Mum or Dad to take a photograph of you in action.</p>	<p>Make an origami animal and decorate it with all your hopes and dreams for the future.</p>