




To be handed in by:	Mental Maths	Spellings
<p>Week 1: Due in 10.01.25</p>	<p><u>Target:</u> To be able to half any two-digit number. Your test will be questions such as: Half 36 = Half 24 = Half 52 = Half 48 =</p>	<p>To use the suffix: -cious  vicious, precious, conscious, delicious, malicious, suspicious</p>
<p>Week 2: Due in: 17.01.25</p>	<p><u>Target:</u> Know by heart all multiplication facts for 7, up to 7 x 12 Your test will be questions such as: 7 x 4 = 8 x 7 = 2 x 7 = 7 x 12 =</p>	<p>To use the suffix: -tious  ambitious, cautious, fictitious, infectious, nutritious, superstitious, scrumptious, pretentious, fractious,</p>
<p>Week 3: Due in 24.01.25</p>	<p><u>Target:</u> Know by heart all division facts for 7, 84 divided by 7. Your test will be questions such as: 77 divided by 7 = 14 divided by 7 = 35 divided by 7 = 49 divided by 7 =</p>	<p>To use the suffix: -cial -tial  official, special, artificial, partial, confidential, essential, social, facial, financial, beneficial</p>
<p>Week 4: Due in 31.01.25</p>	<p><u>Target:</u> Know by heart all multiplication facts for 8, up to 8 x 12 Your test will be questions such as: 8 x 4 = 2 x 8 = 12 x 8 = 8 x 5 =</p>	<p>To use the suffix: -ant  observant, expectant, hesitant, tolerant, assistant, distant, pleasant, deodorant, tolerant, resistant,</p>
<p>Week 5: Due in 07.02.25</p>	<p><u>Target:</u> Know by heart all division facts for 8, up to 8 x 12 Your test will be questions such as: 64 divided by 8 = 16 divided by 8 = 24 divided by 8 = 88 divided by 8 =</p>	<p>To use the suffix: -ance -ancy  observance, hesitancy, tolerance, substance, assistance, significance, vacancy, elegance, buoyancy, vibrancy,</p>
<p>Week 6: Due in 14.02.25</p>	<p><u>Target:</u> Use knowledge of time facts to write equivalent times to multiples of 1/4 of a unit Your test will be questions such as: 2.5 hours = 2 hours and 30 minutes 180 seconds = 3 minutes 5 1/2 hours = 5 hours and 30 minutes 5 3/4 hours = 5 hours and 45 minutes</p>	<p>To use the suffix: -ent  innocent, decent, frequent, confident, obedient, independent, excellent, imminent, different, ancient,</p>

You will need to choose one activity per week from this side of the grid.

 <p>Geography</p>	<p>Carry out some research about the country Switzerland. Create an information page on Google Classroom, or in your book.</p>	<p>Draw a map of Switzerland and identify the human and physical features of the country. Label the countries that boarder Switzerland.</p>	<p>Explain the location of Switzerland. Use the compass directions and neighbouring countries to help you. Write it in your book.</p>
 <p>Music</p>	<p>Research some famous clarinet players. Write 5 facts about them in your homework book.</p>	<p>Listen to some of your favourite music and do something else you love at the same time (or not!). Simply enjoy the music and relax.</p>	<p>Choose a song you enjoy and see if you can find some music online that we could play in our clarinet lesson.</p>
 <p>History</p>	<p>Make a gas mask like the ones they used in WW2. Have a look online for some inspiration and bring in your creation to school.</p>	<p>What did the soldiers wear in WW2? Draw a WW2 soldier in your book and label it.</p>	<p>Research WW2 and write down 10 of the most interesting facts that you find. You can do this on your book or on a computer.</p>
 <p>English</p>	<p>Create a character and a story line in your head. Write your story and bring it in to share.</p>	<p>Using your spellings for the week, write some sentences about your family.</p>	<p>Write a story about someone who might have been alive during WW2. What do they see, here and experience?</p>
 <p>Science</p>	<p><a href="https://www.sublimescience.com/free-science-experiments/">https://www.sublimescience.com/free-science-experiments/</a> Choose a science experiment from the choices on this website. Take lots of pictures and write a few sentences to tell us all about it!</p>	<p>Create a poster to explain the different stages of life and how we grow and develop over the years.</p>	<p>Draw around the outline of your body (or a smaller version in your book) and label the following parts of your digestive system; mouth, tongue, oesophagus, stomach, intestine, anus. Can you label any more?</p>