

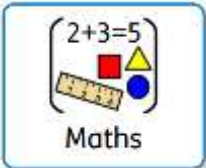
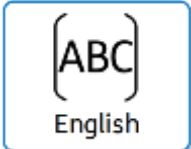



Dishforth Airfield Primary School

Half Term Homework

Spring 1 Year 1

To be handed in by:	Mental Maths	Spellings
Week 1: Due in 15.01.26	Know the days of the week, months of the year and seasons	ou - ou shout it out out, shout, about, mouth, around, sound
Week 2: Due in: 22.01.26	To know by heart all addition and subtraction facts for each number up to 5	ow, ow, ue, ew clue, blue, rescue, knew, flew, grew
Week 3: Due in 29.01.26	Recall the doubles of all numbers to 10	ea - cup of tea tea, sea, dream, meat, each, read (present tense)
Week 4: Due in 05.02.26	Know by heart all number bonds that total 20	oo - poo at the zoo food, pool, moon, zoo, soon, broom
Week 5: Due in 12.02.26	Know by heart all addition and subtraction facts for each number up to 10	u-e - huge brute Special friends that can't sit together June, huge brute, rule, tube, tune
Week 6: Due in 26.02.26	Know by heart all bonds of multiples of 10 to 100	Common exception words your, they, be, he, me, she

You will need to choose one activity per week from this side of the grid. You only choose two from this area.

 <p>Maths</p>	<p>Rehearse adding and subtracting skills using foods. For example, you could have 5 chocolate buttons, eat 3 and see how many you have left. Write down the sums you create. E.g. $5 - 3 =$</p>	<p>When you go out on a walk or when watching tv, take/ use a piece of paper and write down all of the numbers you see. When you get home put them in order from smallest to biggest.</p>	<p>Go to the shops with your Mum or Dad and use coins to pay for something.</p>
 <p>English</p>	<p>Research and create a fact book using 10 different facts about an animal. You can decorate it with different images.</p>	<p>Write a list of instructions on how to complete a task/activity of your choice. You might like to think about 'How to make a cake' or 'How to brush your teeth'. Remember to use your bossy verbs.</p>	<p>Create a story map from your favourite story - Remember to draw pictures for each step of the story.</p>
 <p>Art</p>	<p>Spend some time outside looking at and drawing flowers.</p>	<p>Collect materials from nature and create rubbings.</p>	<p>Create a repeating pattern using materials found in nature.</p>
 <p>Computing</p>	<p>If you have a computer or a tablet, practice typing a sentence</p>	<p>With a grown up, open a webpage and search for https://paintz.app/ What can you paint?</p>	<p>Look around your house and make a list of all the things that use technology.</p>
 <p>PSHE</p>	<p>Make a poster about YOU! Include things that you are good at and things you would like to get better at this coming year.</p>	<p>Being active is a very important way of keeping your body healthy Can you complete an activity that involves you being active. Ask your Mum or Dad to take a photograph of you in action.</p>	<p>Make an origami animal and decorate it with all your hopes and dreams for the future.</p>