






Dishforth Airfield Primary School

Half Term Homework

Summer 2 Year 1

To be handed in by:	Mental Maths	Spellings
Week 6: Due in 11.06.26	Know the number of seconds in a minute, minutes in an hour and hours in a day	'oa' - goat in a boat goat, coat, road, coach, goal, boat
Week 7: Due in: 18.06.26	Know the number of days in a week, month and year.	'air' - that's not fair air, fair, pair, hair, chair, flair
Week 8: Due in 25.06.26	Recognise multiples of 2, 5, 10 up to 1000	'ph' - take a photo dolphin, phone, alphabet, photo, elephant, phonics
Week 9: Due in 2.07.26	Double any 2 digit number	Compound words football, playground, farmyard, bedroom, blackberry, below
Week 10: Due in 9.07.26	Halve any 2 digit number	'ur' - nurse with a purse nurse, purse, turn, hurt, church, Thursday
Week 11: Due in 16.07.26	Halve any 2 digit number	'ore' more, score, before, wore, shore, tore

You will need to choose one activity per week from this side of the grid. You only choose two from this area.

 <p>History</p>	<p>Interview a parent or a grandparent. What were seaside holidays like when they were growing up?</p>	<p>Create a poster or an advert for a seaside holiday in the past</p>	<p>Can you design a bathing hut that could be used in the Victorian Period</p>
 <p>Music</p>	<p>Using junk modelling make a musical instrument.</p>	<p>Listen to your favourite music - either relax and enjoy or dance around the living room.</p>	<p>Count how many different sounds you can hear in a minute and draw pictures of what you could hear.</p>
 <p>Geography</p>	<p>With an adult use google maps to find a seaside town, What things could you do there if you went to visit?</p>	<p>CBeebies Pirate Bunnies Keep practising the names of the continents and oceans</p>	<p>When you visit your local town, make a list of the human and physical features you can spot</p>
 <p>DT</p>	<p>Create a design of a fruit drink - draw it in your homework book and label it.</p>	<p>Help prepare fruit and vegetables at home using a peeler, knife and grater.</p>	<p>Cut a piece of fruit in half and draw what you can see inside. Ask an adult to help you label the different parts.</p>
 <p>Science</p>	<p>What seasonal changes have you noticed between Easter and the Summer holidays?</p>	<p>Go for a walk around the local area and draw/ take photos of the plants and trees growing. Can you name any of them?</p>	<p>Try growing some seeds of your own and keep a seed diary. You could compare different seeds to see what happens</p>